



"Doll Parts" is a lingerie collection directly inspired by a lifelong love of playing dress up and a penchant for collecting vintage lingerie.


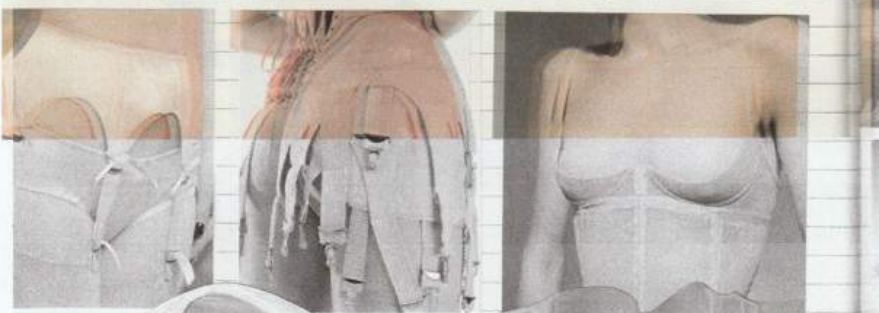
I like to imagine my muse Lydia up in the large A-frame attic of her home. She stumbles upon an old trunk that's mysteriously appeared, and of course has to open it. When she does, she discovers it's filled with lingerie, decades old and clearly well loved. The garments show signs of age and past repair but are still beautifully intact. She's overcome with a sense of wonder and spends hours alone trying everything on.

Upcycling locally sourced vintage pieces heavily influenced the details within this collection. Parts from vintage garments were used as surface embellishments to add visual appeal, and many of the looks reworked the same lace garter belt into different garments; as a bralette, corset embellishment and a non-functional accessory.

The asymmetrical nature of many of the pieces creates intrigue and contributes to the dress-up inspired aesthetic. By reimagining previously constricting garments in playful ways, there's a shift from oppression to reclamation.

This collection marries my love of lingerie, corsetry and dress up with my commitment to slow fashion. With sustainability being such a large consideration throughout my design process, I'm passionate about the recycling of existing textiles and the reimagining of preexisting lingerie. The collection is made up of interchangeable pieces that feel instantly collectible.





9.

To attach shoulder strap at front. Fold under $\frac{1}{4}$ " (1 $\frac{1}{4}$ cm.) on front at X mark at top of cup. Top stitch end of strap to wrong side. Repeat for other front strap.



PANTONE
11-4201 TCX
Asbestos

PANTONE
16-1520 TCX
Rouge

10.

Use commercial bra fasteners (3 $\frac{1}{2}$ cm.) wide, attaching hook to right side and eyes to left as follows:

PANTONE
14-1513 TCX
Strawberry

Hook half: With right sides together, stitch as close to hooks as PANTONE (1 $\frac{1}{4}$ ", 6 mm. from raw edge 11-1404 TCX⁴). Insulation Pink




PANTONE
19-3911 TCX
Permanent
Marker

Turn to wrong side and top stitch along remaining three edges.

PANTONE
12-1009 TCX
Ballet Costumes

Eye half: Overlap $\frac{1}{4}$ " (6 mm.) on fabric, wrong side of eye half to right side of fabric. Top stitch securely.







Added 3 drops of orange to last one, didn't make a huge difference but left it in less time. Best option.



Just 1 1/2 tsp of sandstone. Good off-white color but take out earlier.

Added 1/2 tsp of Sandstone to past dye, didn't seem to do much. Then moved to smaller bowl and added 1 tsp of sandstone and got this dusty rose.




FITTING TWO



AHAVA

LIKE RUFFLE UNDIES ON HER



SIDE LACE ELIZABETHAN STYLE CORSET



PICOT EDGE
TOO MESSY
☹️

REMAKE
WITH FRILLY
EDGE ONLY



TAKE MORE PHOTOS LIKE THIS


LIKE THE GARTER BELT INCORP.



LACE UP ON SIDES
INSTEAD OF
GROMMETS

KEEP RESEARCHING
LACES





ADRIENNE



ANAYA

WORKS BEST ON
ADRIENNE, GENESIS OR
ANAYA



FITTING TWO



NEED TO MAKE
THE LENGTHS FOR
THIS LOOK.

	PRODUCT NAME	Undies	SIZE RANGE	XS-XL	COVER
	PRODUCT ID	F23-U001	SAMPLE SIZE	S	
	SEASON	FY23	CONTACT	Caroline Scott	
FRONT			BACK		

	PRODUCT NAME	Undies	SIZE RANGE	XS-XL		
	PRODUCT ID	F23-U001	SAMPLE SIZE	S	CREATED DATE	7-Apr-23
	SEASON	FY23	CONTACT	Caroline Scott	REVISED DATE	15-May-23
REFERENCE	SUPPLIER	PLACEMENT	COL. 1	COL. 2	COL. 3	SIZE
			Color	Number	Material	Quantity
BILL OF MATERIALS						
FABRICS						
A	Cutched Mesh 1% Polyester 7% Spandex	Front, Back, Summit	11-9111 TGA	12-1000 TGA	11-1404 TGA	0
B	Floral Lace 100% Polyester	Front, Back, Summit	11-9111 TGA	11-9111 TGA	11-9111 TGA	0
C	Cotton Jersey	Summit	11-9111 TGA	12-1000 TGA	11-1404 TGA	0
TRIMS						
B	1/2" Flat Elastic	Trim for waistband and leg holes	11-9111 TGA	11-9111 TGA	11-9111 TGA	1.5 yds
STITCH DETAILS						
E	Stitching elastic	Attach elastic to waist	11-9111 TGA	11-9111 TGA	11-9111 TGA	
F	Three-step zigzag 5x5 stitch	Over elastic and elastic elastic folded under	11-9111 TGA	11-9111 TGA	11-9111 TGA	
G	Overlock	Edge hem/finish	11-9111 TGA	11-0001 TGA	11-0001 TGA	
LABELS/PACKAGING						
Main/Brand Label	Woven, Sat Filled, heat trace on inside of fold	Dutch Label Strip	IS attached on pocket elastic trim	FABR	Black text	1 per
Fit Label	Woven, Sat Filled	Dutch Label Strip	Attach to bottom center of Main Label	FABR	Black text	1 per
Care and Content	Printed label attached to hanging	Wov	Attached to garment with hanging and safety pin	White	Black text	1 per
Country of Origin	Printed label attached to hanging	Wov	Attached to garment with hanging and safety pin	White	Black text	1 per
SEAM CONSTRUCTION/DETAILS DIAGRAM						
LABEL PLACEMENT DIAGRAM						





First Lookbook Shoot

3/22/23













